

## Features

### Autocall 4100ES Box and door options:

- Boxes are available sized for one, two, or three equipment bays, each with a battery bay located at the bottom
- Colors include platinum or red
- Doors are glass front with modular dress panels, or solid
- Models are available with box and door combined for single package shipping, or packaged separately
- Enclosures are NEMA 1 rated; wall mount enclosures are also IP30 rated
- Refer to individual 4100ES data sheets for product application listings (see [Enclosure Selection Chart](#))

### Door and dress panel selection is coordinated with cabinet function:

- Glass doors with modular dress panels provide visibility of annunciation and interface modules for Control Panels, Network Display Units (NDU), and Remote Annunciators
- Solid doors are for MINIPLEX Transponders and utility function cabinets where module visibility is not required

### 4100ES Enclosure details:

- Latching dress panels easily lift off for internal access
- Smooth box surfaces are provided for locally cutting conduit entrance holes exactly where required
- Alignment markers are provided at the top and bottom of each box side for 6" (152 mm) or 4" (102 mm) wall studs
- Knockout screw/nail holes are supplied for semi-flush mounting

### Upright cabinet rack packaging reference:

- For use with Bud Industries Inc. special cabinet rack model number 45964
- Refer to Table 3 for cabinet rack listing



Figure 1: 4100ES One Bay Cabinet

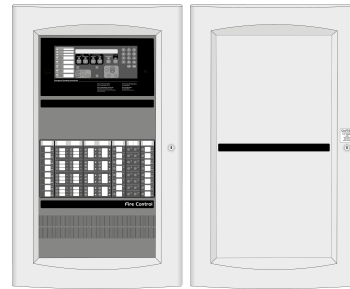


Figure 2: 4100ES Two Bay Cabinets

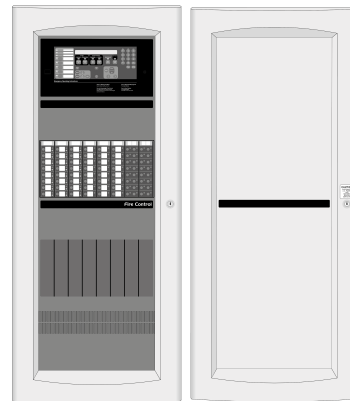


Figure 3: 4100ES Three Bay Cabinets



Figure 4: Cabinet Rack Enclosure  
(shown with door open)

\* Additional listings may be applicable; contact your local product supplier for the latest status.

## Enclosure Selection Chart

**Note:** Refer to [Wall Mounted Enclosure Installation Reference](#) and [Cabinet Rack Specifications](#) for dimensions.

**Note:** Door keys are shipped with system master controller.

**Table 1: Combined Box and Door Selection (select if box and door are to be shipped together)**

Description	Platinum 1 Bay	Platinum 2 Bay	Platinum 3 Bay	Red 1 Bay	Red 2 Bay	Red 3 Bay
Box with Glass Door and Dress Panel	A2975-9444	A2975-9445	A2975-9446	A2975-9441	A2975-9442	A2975-9443
Box with Solid Door	A2975-9450	A2975-9451	A2975-9452	A2975-9447	A2975-9448	A2975-9449

**Table 2: Separate Box and Door Selection (select if boxes and doors are required to be shipped separately)**

Description	Platinum 1 Bay	Platinum 2 Bay	Platinum 3 Bay	Red 1 Bay	Red 2 Bay	Red 3 Bay
Box	A2975-9438	A2975-9439	A2975-9440	A2975-9407	A2975-9408	A2975-9409
Glass Door and Dress Panel	A100-2104	A100-2105	A100-2106	A100-2124	A100-2125	A100-2126
Solid Door	A100-2114	A100-2115	A100-2116	A100-2134	A100-2135	A100-2136

**Table 3: Cabinet Rack Mounting**

SKU	Description	#45964 Listings
#45964, from Bud Industries Inc.	Special upright cabinet rack for 4100ES; 19" (483 mm) E.I.A.; gray texture; includes front polycarbonate door and rear louvered door, both keyed with Autocall "B" keys	UL and ULC listed only as of document revision date; cabinets are listed with the Autocall 4100ES product line
A100-2140	Master Controller Rack Mount Kit, one required per master controller	Master Controller and Option Bays each require 9 Rack Units; 15.75" height (400 mm)
A100-2145	Option Bay Rack Mounting Kit, one required per expansion bay	
A100-2144	Power Distribution Module (PDM) Rack Mount Kit, order PDM separately per system voltage, <b>one required per cabinet rack</b>	

**Table 4: Power Distribution Modules**

SKU	Voltage	Description
A100-0634	120 VAC	Power Distribution Module (PDM); select per system voltage; <b>one required per 4100ES box or cabinet rack</b>
A100-0635	220/230/240 VAC	

**Table 5: Battery Reference**

SKU	Capacity	Battery Notes
2081-9272	6.2 Ah	Sealed lead-acid batteries, 12 VDC each; two required per battery location. Battery selection is required if batteries are internal. Select one size per battery set. Refer to data sheet <b>AC2081-0006</b> for battery details.
2081-9274	10 Ah	Sealed lead-acid batteries, 12 VDC each; two required per battery location. Battery selection is required if batteries are internal. Select one size per battery set. Refer to data sheet <b>AC2081-0006</b> for battery details.
2081-9275	18 Ah	Sealed lead-acid batteries, 12 VDC each; two required per battery location. Battery selection is required if batteries are internal. Select one size per battery set. Refer to data sheet <b>AC2081-0006</b> for battery details.
2081-9276	33 Ah	Sealed lead-acid batteries, 12 VDC each; two required per battery location. Battery selection is required if batteries are internal. Select one size per battery set. Refer to data sheet <b>AC2081-0006</b> for battery details.

**Table 6: Battery Accessories**

SKU	Description
A100-0650	Battery Shelf, <b>required for 50 Ah batteries</b>
A100-5128	Battery Distribution Terminal Block, mounts to side of box, required for all close-nipped cabinets unless cabinet receives all power from power supplies and batteries located in the adjacent cabinet

## Wall Mounted Enclosure Installation Reference

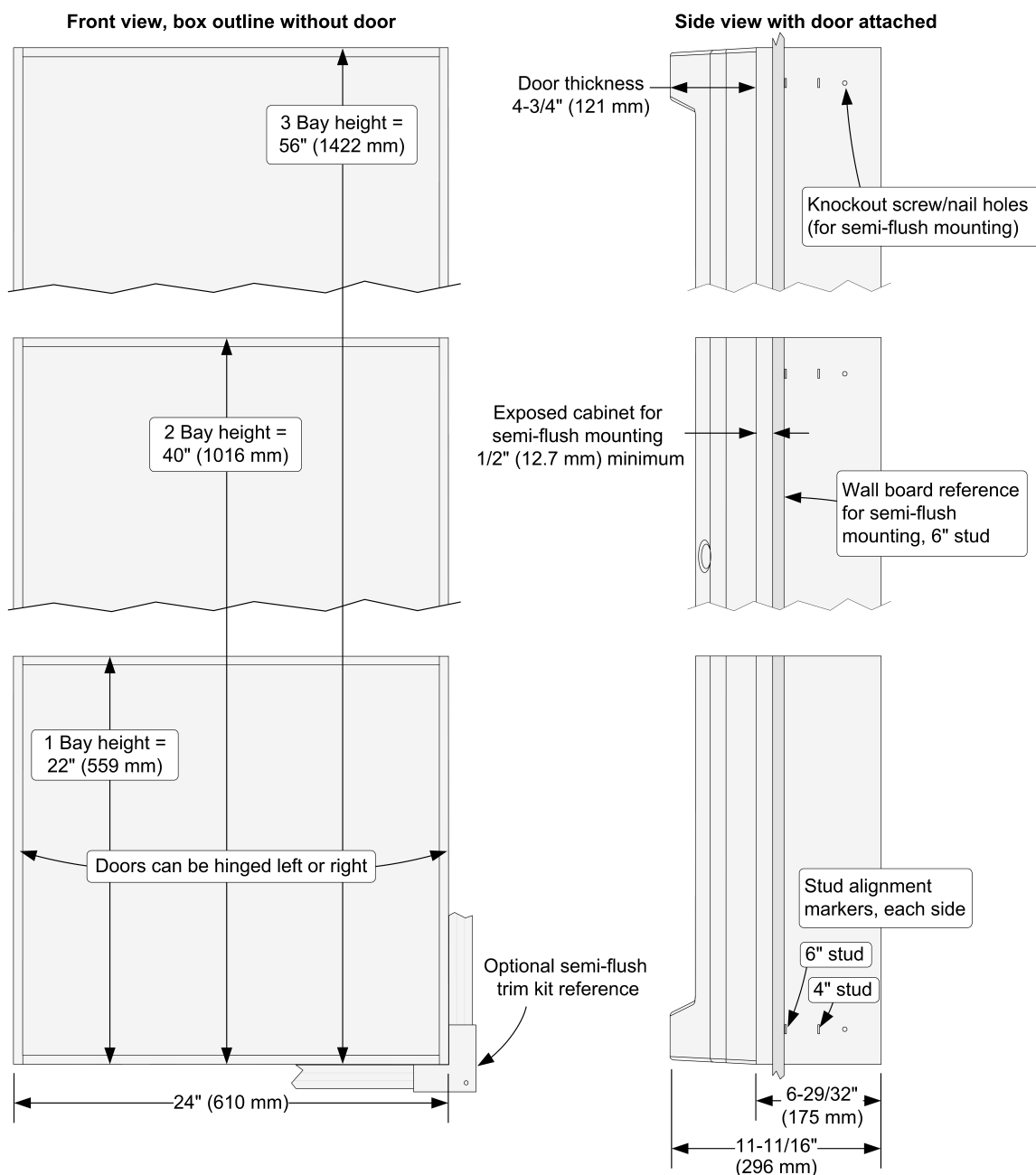


Figure 5: Installation Reference

### Note:

A system ground must be provided for Earth Detection and transient protection devices. This connection shall be made to an approved, dedicated Earth connection per NFPA 70, Article 250, and NFPA 780.

For additional installation information refer to Installation Instructions 579-117AC.

## Additional Data Sheet Reference

**Table 7: Reference**

Subject	Data Sheet	Subject	Data Sheet
4100ES Panels with EPS Power Supplies	AC4100-0100	Network Display Unit (NDU) with EPS Power Supplies	AC4100-0102
4100ES Basic Panel Modules and Accessories	AC4100-0031		
MINIPLEX Transponders with EPS Power Supplies	AC4100-0103	Network Display Unit (NDU)	AC4100-0036
MINIPLEX Transponders	AC4100-0035	Remote Annunciators	AC4100-0038
LED/Switch Modules	AC4100-0032	InfoAlarm Command Center	AC4100-0045
4100ES Audio/Phone Modules	AC4100-0034	Remote Battery Charger	AC4081-0002

## Console Package Reference



**Figure 6: Front, side, and rear views**

## Cabinet Rack Specifications

**Table 8: Cabinet Rack Specifications**

Specification		Rating
Type		Upright cabinet rack for exclusive use with Autocall 4100ES Fire Alarm Products
Supplier		Order from Bud Industries Inc. ( <a href="http://www.budind.com">www.budind.com</a> )
SKU Number		45964
Outside Dimensions	Height	69-7/8" (1775 mm)
	Width	24-1/16" (611 mm)
	Depth	22" (559 mm)
Color		Gray texture
Panel Space Width		19" E.I.A. (483 mm)
Front Door		Surface mount with 1/8" thick (3.18 mm) smoke gray polycarbonate, locked with Autocall "B" key, hinged on left of cabinet
Rear Door		Ventilated top and bottom, locked with Autocall "B" key
Sides		Side panels are removable from the inside for rack-to-rack mounting
Bottom		Pan attached for battery mounting
Levelers		Includes 4 stem levelers on bottom
Installation Instructions		579-229AC