

Features

Firefighter telephones provide direct communications with the Firefighter Telephone Control's master phone:

- When remote phones call the master, a call tone is provided to verify that the request is in process (exact performance may vary depending on master phone equipment)
- Two-wire telephone circuits are supervised and power-limited
- Compatible with 4100ES Autocall Firefighter Telephone Controls

Phone assemblies are available for:

- Surface or flush mounting (**Note:** backbox is ordered separately)
- Or as separate phone sets for plugging into dedicated remote phone jack stations

Available options:

- Break-rod door latch allows access during emergencies
- Armored cable models to minimize vandalism (voice and ear caps are sealed with adhesive)
- Push-to-talk (PTT) phones provide input control at the remote phone
- Magnetic latch models with "Fire Warden Station" marking and LED call indicator
- Additional options are listed in Table 2 and Table 3.

Available Accessories:

- Replacement break-rod

UL Listed to Standard 864

Description

Firefighter telephone systems provide two-way communications for facilities where radio communications may not be available or are unreliable. They are typically used during active firefighting conditions, during a fire alarm investigation, or during fire alarm system inspection and test.

Operation requires a dedicated two-wire circuit, typically using twisted, shielded pair wiring (TSP) to minimize electrical noise pickup from adjacent wiring. Depending on the master control, up to 6 remote phones and the master can be in simultaneous use. Additional information can be found in Installation Instructions 579-226AC and on data sheet. AC4100-0034 which describes 4100ES Master phone control operation.

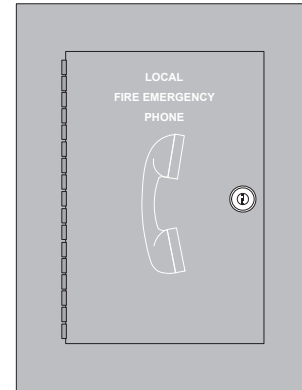


Figure 4: Door and Trim, Surface Mount

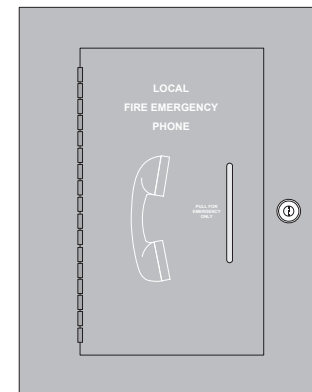


Figure 5: Door and Trim, Flush Mount with Pull Handle and Break-Rod



Figure 1: Remote Phone Jack Station A2084-9001 **Figure 2: Remote Phone Jack Station A2084-9023**

Figure 3: Firefighter Phone Jack Station 976200 Reference

Remote Phone Jacks

Details and Mounting. Phone jacks are mounted on a stainless steel single-gang plate for use with pluggable phones. The front is marked with red "FIRE EMERGENCY PHONE" lettering. Mounting requires a single-gang electrical box, 2" (51 mm) minimum depth. In/out wiring is by color-coded 18 AWG (0.82 mm²) wire leads.

SKU A2084-9001 is standard. SKU A2084-9023 is similar to A2084-9001 but also provides an LED indicator powered from the remote phone wiring. The LED is activated when "Call-Out" is selected at the Master phone, a request for the responding personnel to plug in their phones and communicate with the master.

Remote Phones, Cabinet Mounted

General Information. Doors and trim are painted red and available for surface or flush mounting. The doors are silk-screened in white with "LOCAL FIRE EMERGENCY PHONE" or other options.

Break-Rod Door Option. This mounting type provides a glass break-rod, similar to those used in manual fire alarm stations. The break-rod is positioned inside the door such that pulling the door handle breaks the rod and allows the door to open. A standard lock is also provided to allow authorized entry without breaking the rod.

Phone Options. Armored cable phones include voice and ear caps sealed with adhesive to minimize vandalism. They are also available with "push-to-talk" switches that allow the user to mute the transmitter until talking is required. Phone handsets are constructed of Cylolac type T, a thermal ABS material.

Remote Fire Warden Station. This mounting type provides an armored cable phone and a door equipped with a magnetic latch instead of a lock. Typical use would be where the phone is located in a controlled access area. The door is silk-screened with "FIRE WARDEN STATION" and a red call-in request LED is mounted on the lower left corner of the door trim.



Figure 6: A2084-9014 Pluggable Phone

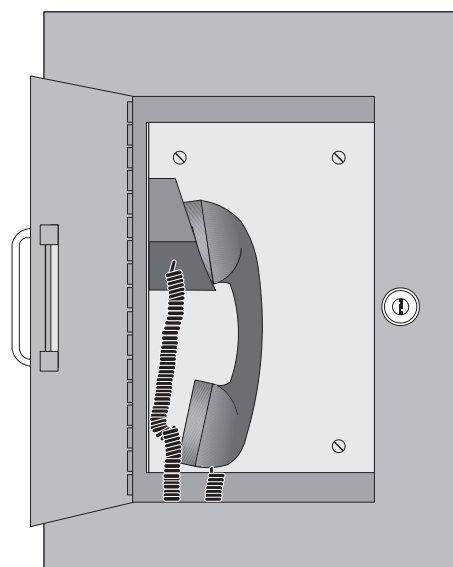


Figure 7: Interior View of Remote Phone Cabinet (Shown With Pull Handle and Break-rod)

Pluggable Phones

A2084-9014 Red Pluggable Phone. The A2084-9014 emergency telephone is ruggedly constructed of Cylolac type T, a thermal ABS material. A coiled line cord and jack is attached. Cord length is 5 ft (1.5 m).

These phones are typically stored in a cabinet at the central control panel area where they would be conveniently located for fire fighters or other authorized personnel. (They are compatible with commercially available storage cabinets.)

A2084-9024 Red Pluggable Phone, Push-to-Talk. This phone is the same as the A2084-9014, except it is equipped with a large and easily operated push-to-talk switch located on the inside handle between the receiver and transmitter.

Remote Emergency Telephone Equipment A2084 Series Firefighter Telephones

Firefighter Phone Backbox and Phone Assemblies for Backbox Mounting

Table 1: Firefighter Phone Backbox

SKU	Description	
A2975-9053	Backbox, red; dimensions = 13" H x 9 11/16" W x 3 1/2" D (330 mm x 243 mm x 89 mm)	Note: Ordered Separately; one required for each Firefighter Phone Assembly listed below

Table 2: Firefighter Phone Assemblies for Backbox Mounting (see note below)

SKU (Type)	UL	FM	CSFM	MEA (NYC)	Locked Door	Mounting Style	Break-Rod Door with Handle	Armored Cable Phone	Push-To-Talk Phone	Door Marking
A2084-9002 (4590-B)	Yes				Yes	Surface	—	—	—	LOCAL FIRE EMERGENCY PHONE
A2084-9003 (4590-B)	Yes				Yes	Flush	—	—	—	LOCAL FIRE EMERGENCY PHONE
A2084-9006 (4590-C)	Yes				Yes	Surface	Yes	—	—	LOCAL FIRE EMERGENCY PHONE
A2084-9007 (4590-C)	Yes				Yes	Flush	Yes	—	—	LOCAL FIRE EMERGENCY PHONE
A2084-9018 (4590-CX)	Yes				Yes	Flush	Yes	Yes	Yes	FIREMAN'S TELEPHONE EMERGENCY OR AUTHORIZED USE ONLY

Note: Includes phone, mounting plate, and door assembly; some models are agency listed by 4590 Series type number as shown in parenthesis. These phone assemblies require a A2975-9053 backbox, ordered separately.

Firefighter Pluggable Phones, Phone Jacks, and Accessories

Table 3: Pluggable Firefighter Phones

SKU	Type	Description	UL	ULC	FM	CSFM	MEA (NYC)
A2084-9014	4590-E	Red pluggable phone	Yes	Yes			
A2084-9024	NA	Push-to-talk red pluggable phone	Yes				
Firefighter Phone Jack Station: single gang mount, requires minimum of 2" depth							
A2084-9001	4590-A	Standard	Yes	Yes			
A2084-9023	NA	With call-in LED	Yes				
976200	NA	Remote phone jack station for use with 976243 contact assembly					
Firefighter Phones Accessories							
2099-9804	Replacement break-rod						
A4081-9008	10 kΩ, 1/2 W, End-of-Line Resistor Harness; (ref. 733-894); one required for each Class B phone circuit						
976243	DPDT contact assembly for Model 976200 Phone Jack Station (order station separately)						

Door Trim Dimension Reference

Table 4: Door Trim Dimension Reference

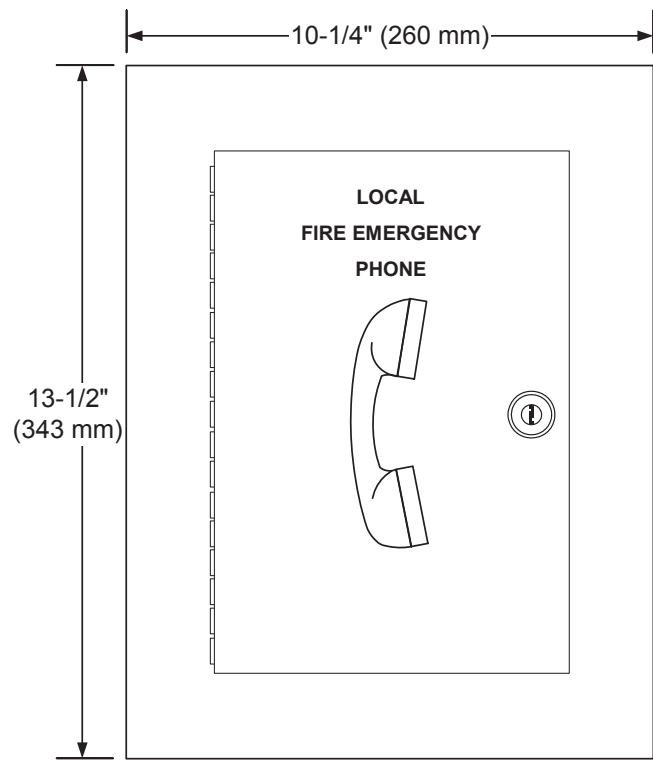


Figure 8: Surface Mount Assembly Reference

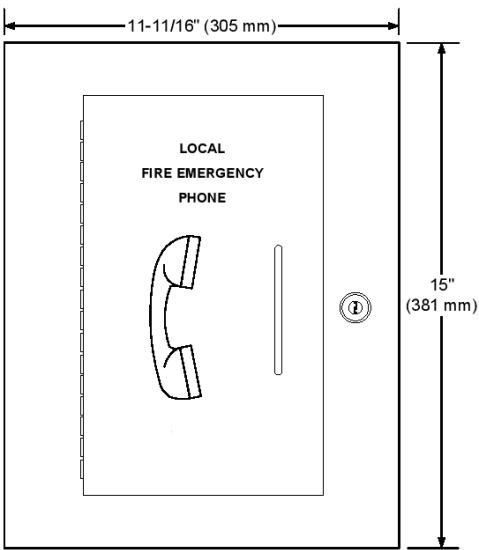


Figure 9: Flush Mount Assembly Reference